



**M.E.S Garware College of  
Commerce, Karve Road, Pune**

# **Std XI Admission Instructions**

## Important Instructions for 11<sup>th</sup> online Admission Form

- ✓ To confirm your admission in the our Junior college click on '**PROCEED FOR ADMISSION**' in the student login <https://pune.11thadmission.org.in>
- ✓ Please see to it that all the documents are uploaded on <https://pune.11thadmission.org.in> under student login.
- ✓ For securing the admission to 11th std., students should fill the online form available on the <https://cimsstudent.mastersofterp.in/>
- ✓ The college website for further instructions <https://gcc.mespune.in>

# **M.E.S. Garware College of Commerce, Karve Road, Pune - 411004**

- ✓ **College Timing – 12noon to 5pm**
- ✓ **Classrooms are on Old Building Second Floor.**
- ✓ **Library and Staff Room is on First Floor.**
- ✓ **College office Timing – 10:30am to 5:40pm**  
**(Ground Floor)**

## **Commerce stream Compulsory Subjects**

- ✓ English.
- ✓ Book Keeping and Accountancy.
- ✓ Economics.
- ✓ Environmental Education(EVS)
- ✓ Physical Education.

## **Commerce stream Optional Subjects**

- ✓ Mathematics or Secretarial Practice
- ✓ Marathi or French
- ✓ Marathi or Information Technology
- ✓ OCM or Information Technology

# Optional Subject Allocation Criteria :-

- ✓ For Mathematics 95 and above marks in Mathematics subject for class 10.
- ✓ For Information Technology aggregate percentage must be 90 and above in Class 10.
- ✓ For French 80 and above in English subject for class 10.
- ❖ Only 60 seats for Mathematics, IT and French.
- ❖ Allocation will be **MERIT** and **FIRST COME FIRST SERVE** basis.

**The following scanned documents SHOULD BE UPLOADED FOR ON-LINE ADMISSION (whichever is applicable).**

**File Size less than 200 kB in jpg format.**

Student's Adhar Card.(Original)

Std X Mark sheet (Original)

School Leaving Certificate (Original)

**Caste Certificate** (*For SC, ST, VJ-NT, SBC and OBC category only*)

**Non-Creamy Layer Certificate** (*For VJ-NT and OBC category only*)

Documents required to support claim for Defense / Sports / Ex-Serviceman / Transfer / affected by natural calamity quota; Physically Challenged quota; orphan quota; EWS quota.

For Other Board candidates - Migration certificate

Student's Latest Passport size Color Photo.

Student's Signature

Allotment letter of the student.

Centralised Part1 and Part2 Form Print.

**Student should BRING 3 SETS OF PHOTO COPIES ALONG WITH ORIGINAL of the following documents at the time of admission.**

- ❖ Student's Adhar Card.
- ❖ Std X Mark sheet.
- ❖ School Leaving Certificate.
- ❖ **Caste Certificate** (*For SC, ST, VJ-NT, SBC and OBC category only*)
- ❖ Non-Creamy Layer Certificate (*For VJ-NT and OBC category only*)
- ❖ Documents required to support claim for whichever is applicable,
  - i) Defense / Sports / Ex- Serviceman / Transfer / affected by natural calamity quota;
  - ii) Physically Challenged quota; orphan quota; EWS quota.
- ❖ For Other Board candidates - Migration certificate (one copy)
- ❖ Allotment letter of the student.(one copy)
- ❖ Centralised Part1 and Part2 Form Print.(one copy)

# Website For Form Filling



<https://cims.mastersofterp.in/>



# https://cims.mastersofterp.in/



Powerful features for your institution

We provide everything you will ever need to run an education institution. No customization required.

[STUDENT LOGIN](#)

[STUDENT LOGIN BETA VERSION](#)

[Terms of Use](#) [Server = 2](#)

### Sign In

User Name

Password

[Get UserName and Password](#)

[SIGN IN](#)

# Click on Student login



MasterSoft Cloud

Powerful features for your institution

We provide everything you will ever need to run an education institution. No customization required.

STUDENT LOGIN

STUDENT LOGIN BETA VERSION

Terms of Use Server = 2

Sign In

User Name

Password

Get UserName and Password

SIGN IN



MasterSoft Cloud

Login to your account



Username



Password

tciUkP



LOGIN


Enter Captcha Code

[Get Username and Password](#)

[Terms of Use](#)

[Home](#)

Click on  
Get  
Username  
and  
Password



Enter Your  
centralised  
registered  
mobile  
number

Get Username and Password ×

Password will be send on registered mobile number or email id!

Mobile  Email

Enter registered mobile number

mNRVar

Enter Captcha Code

Send Password

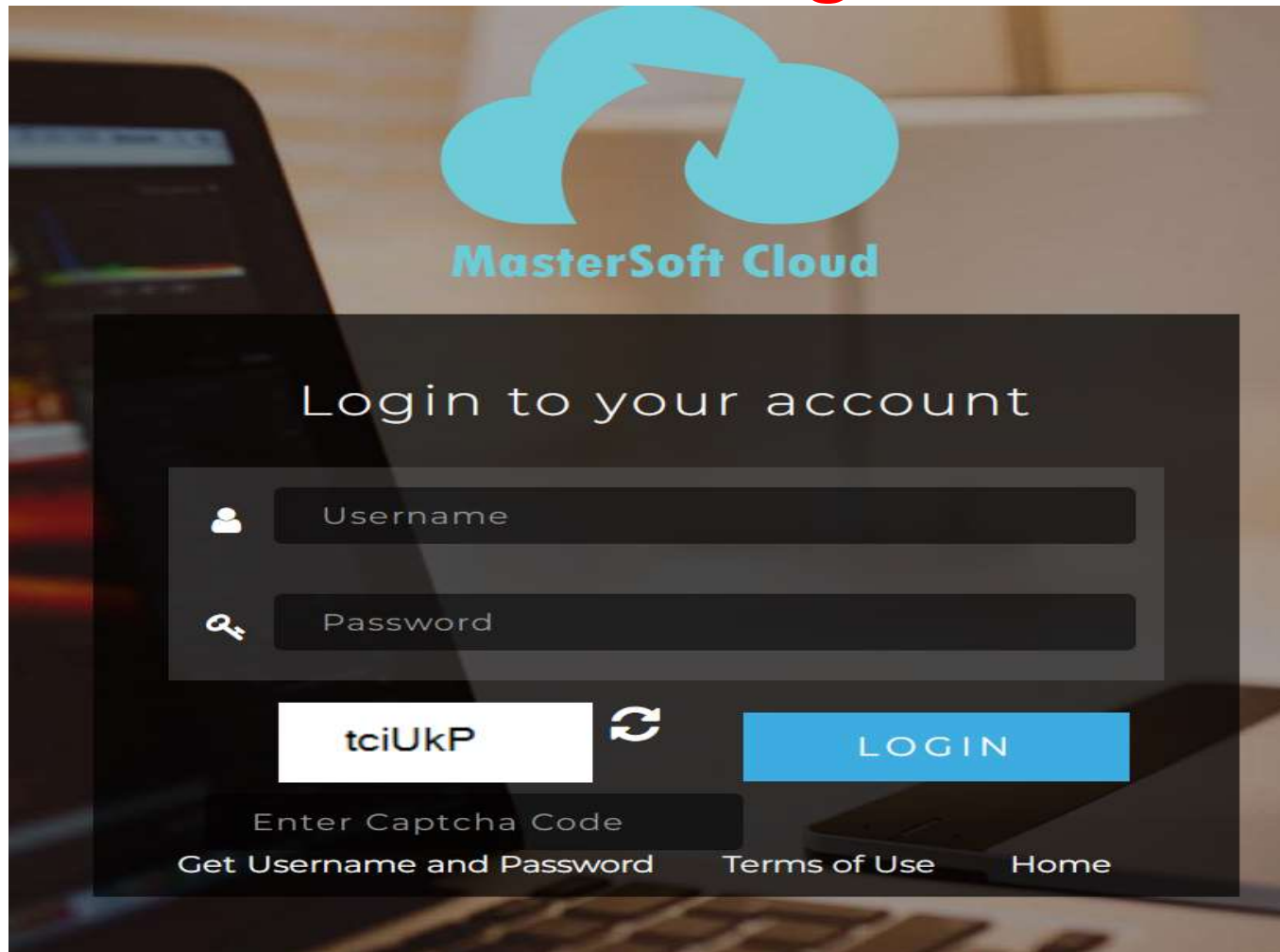
Click on send  
password button

## **Note:**

**1) You will get User name and Password on the above entered mobile number through SMS.**

**2) Please Do not Forget to save the User name and Password as student will require these credentials for the next year (Std 12 admission).**

# You will get the User id and Password on your Mobile through SMS



The image shows a login interface for MasterSoft Cloud. At the top, there is a logo consisting of two blue arrows forming a circle, with the text "MasterSoft Cloud" below it. The main heading is "Login to your account". Below this, there are two input fields: "Username" with a person icon and "Password" with a key icon. A white box with "tciUkP" and a refresh icon is positioned below the password field. To the right of this box is a blue "LOGIN" button. Below the login fields, there is a dark box with the text "Enter Captcha Code". At the bottom, there are three links: "Get Username and Password", "Terms of Use", and "Home".

**Enter Username and Password  
Captcha which is displayed and click on LOGIN button**

# Click on Online Registration

The image shows a web browser window displaying a student portal dashboard. The browser's address bar shows the URL `cimsstudent.mastersofterp.in/StudentPortalDashboard#`. The dashboard features a dark sidebar on the left with several menu items. The 'Online Registration' item is highlighted with a yellow oval. Other items in the sidebar include 'Hostel', 'Fees Receipt', 'Feedback', 'Personal', 'Address', 'Photo/Sign', 'Exam Details', 'Subject', 'Documents', 'Confirm', and 'Application Print'. The main content area is divided into two columns. The left column contains a 'Semester Wise Attendance' section with a 'Year/Semester' dropdown and a chart area that currently displays 'null' and 'No Data'. The right column contains a 'Today's Events' section with a blue header and the text 'Event Not Available.' Below the main content area, there are 'Help' and 'Settings' icons on the right side.

# Click on Personal, Enter all details and continue

← → ↻ cimsstudent.mastersofterp.in/StudPersonalDetailsSYTY/PersonalDetails# Update

EXAM INFO MNGT Online Billing Govt. Gazettes & GRs School Education FYC MES Abasaheb Gar... Vriddhi Software Vriddhi Faculty Ad... TL-WR840N Member Home

Online Registration -> Personal Details

Note : \* Marked is Mandatory !

Title	MR.	Parent's Email ID	XXXXXXXXXX@GMAIL.COM
Last Name/Surname	TEST	Caste Category *	OPEN
First Name	TEST	Caste *	HINDU-MARATHA
Middle Name	TEST	Nationality *	INDIAN
Gender *	MALE	Religion *	HINDU
Mobile No. *	8805160052	Divyangjan	NOT APPLICABLE
Email ID *	xxxxxxxxxxx@gmail.com	Divyangjan Percentage	
Date of Birth *	01/06/2006	Aadhaar No. *	456565656565
Place of Birth *	PUNE	Family Income *	300000.00
State of Birth	Enter State of Birth	Account No.	Enter Account No.
District of Birth	Enter District of Birth	Orphan	<input checked="" type="radio"/> Yes <input type="radio"/> No

Help





# Important Instructions for 11<sup>th</sup> online Admission Form

- ✓ From the left-hand side menu click on “**Online Registration**”.
- ✓ Edit **Personal Details** and Click on “Save & Next”.
- ✓ Edit **Address Details** and Click on “Save & Next”.
- ✓ Edit **Photo and Signature** Details and Click on “Save & Next”.
- ✓ **Please keep your scanned Passport size Photograph, and Signature ready for upload..**
- ✓ Check your “**Exam Details**” and Click on “Save & Next”.
- ✓ Please upload the mentioned documents.
- ✓ Check form filled by Clicking on **PREVIEW** button, go back and make changes if required. IF no changes click on **CONFIRM** button.

# Upload photo and scanned signature


The screenshot shows a web browser window with the URL `cimsstudent.mastersofterp.in/PhotoAndSignDetailsSYTY/Index`. The browser's address bar and tabs are visible at the top. The page content is as follows:

- Header:** "Online Registration --> Photo and Signature Details"
- Left Sidebar:** A dark sidebar with the university logo and the following menu items: "Hello, TEST TEST TEST", "Session: 2022-2023", "Course: XI", "Dashboard", "Profile", "Attendance", "Student Section", "Examination", "Hostel", "Fees Receipt", "Feedback", and "Online Registration".
- Main Content Area:** Two side-by-side upload boxes:
  - Student Photo\*:** Contains an "Upload Photo" button, the MasterSoft logo, and the instruction: "Please Select valid image file(e.g. JPG,PNG) (Max size 500 kb)".
  - Student Signature\*:** Contains an "Upload Sign" button, the MasterSoft logo, and the instruction: "Please Select valid image file(e.g. JPG,PNG) (Max size 300 kb)".
- Bottom Buttons:** A blue "Save & Next" button and an orange "Back to Previous" button.
- Right Side:** A "Help" button and a settings gear icon.

**Mandatory to upload documents marked with \***

# Download Application form and take its Print

		Maharashtra Education Society's <b>Garware College of Commerce (JUNIOR COLLEGE)</b> Karve Road Pune 411004 (020-41038200) www.garwarecollege.mepune.in abasahebgarwarecollege@gmail.com Index No. 111.11.003      UDir No. 27251401524		Application for <b>Admission to XI SCIENCE</b> Year 2022-2023 Application No. :FYJC/1  Student Id: 3883208		 		
For Verification (for office use only)								
Division	Roll NO	Fee Category	Admin Sign	Office Clerk				
		GENERAL						
Applicant's Personal Details								
Name of the Student		Surname	First name	Father's name				
		TEST	TEST	TEST				
Mother's Name		TESTC						
Student Name(MARATHI)								
Date of Birth	01/06/2006		Place Of Birth	PUNE				
Religion	HINDU		Blood Group					
Nationality	INDIAN		Gender	MALE				
Caste	DHANGAR		Aadhaar card Number	456545656565				
Caste Category	NT(C)		Is Orphan	YES				
Serial No. / Student Id	22		Handicap	PHYSICALLY HANDICAP				
Father's/Husband's Name		RAJESH						
Occupation	BUSINESS		Gross Annual Income	30000				
Mobile	1111111111							
Sr.No.	Subject Name							
Group Name :								
1	ENGLISH		2	HEALTH AND PHYSICAL EDUCATION		3	WATER CONSERVATION AND ENVIRONMENTAL SCIENCE	
4	PHYSICS		5	CHEMISTRY		6	MARATHI	
7	MATHEMATICS & STATISTICS		8	BIOLOGY				
Address of Correspondence								
Address			PUNE					
State	Maharashtra			District	Pune			
Tehsil				City/Town/Village	Pune			
Pincode	400087							



# **Procedure For Completion of Std XI admission in GCC From 11am to 4pm in Savarkar Hall (Ground Floor)**

## **1) Hall G7- Token and Counseling**

- i) Collect Token.**
- ii) Collect SARAL Form.**
- iii) Check Centralised website document uploaded status.**
- iv) Read the instructions from Board.**

# **Procedure For Completion of Std XI admission in GCC From 11am to 4pm in Savarkar Hall (Ground Floor)**

## **2) Veer Savarkar Hall**

- i) Document Checking**
- ii) Subject and Division Allocation.**
- iii) Admission confirmation on Centralised Website.**
- iv) College admission fee counter.**
- v) Admission Form submission.**
- vi) SARAL Form submission.**
- vii) Scan QR Code for joining What's app group.**

# Student Dashboard for Fee Payment

Payable Fees

Course \* XII SCIENCE

ACTION	FEE TYPE	TOTAL FEE	PAID FEE	CURRENT
<a href="#">Pay Now</a>	Admission Fee	5320.00	0.00	5320.00

After Final approval of your FORM this tab will be activated.

# Student Dashboard for Fee Receipt

Payable Fees

Course: XII SCIENCE

ACTION	FEE TYPE	TOTAL FEE	PAID FEE	CURRENT
<a href="#">Pay Now</a>	Admission Fee	5320.00	0.00	5320.00

After Online payment you will get acknowledgement and after one hour Final receipt will be available in Fee receipt tab.

Thank You